

**Open Call for child performers**  
***ALICE (in wonderland)* by Hong Kong Ballet**

**Registration guidelines**

- Please note that the registration period is from 1 Oct to 23 Oct, 11.59pm. Late or incomplete submissions will not be accepted.
- Ensure that your child meets ALL the requirements listed (Age/RAD Grade/Height)
- All performers must be able to commit to all rehearsals and performance dates.
- Please note that we may close the open call once we reach the maximum number of registrations. Once closed, we are unable to accept any more applications.
- Registrations will be on a first-come, first-served basis.
- Please refer to FAQ on the audition webpage if anything is unclear.

Below are the age, approx. height and RAD Grade requirements.

Age	Approx. Height	RAD Grade
7 – 9	125 – 140cm	Grade 1 and above
7 – 9	125 – 140cm	Grade 2 and above
7 – 10	125 – 150cm	Grade 3 and above
8 – 10	130 – 155cm	Grade 4 and above
9 – 11	130 – 155cm	Grade 4 and above
10 – 13	140 – 155cm	Grade 6 and above or Intermediate Foundation and above
11 – 17	140 – 160cm	Advance 1 and above, pointe work
11 – 17	140 – 160cm	Advance 1 and above

## Audition Guidelines

Date: 31 Oct 2024, Thu (Public Holiday: Deepavali)

Time: 9am – 5.20pm

Location: Esplanade Rehearsal Studio\*\*, 1 Esplanade Drive, Singapore 038981

Meeting point: Entrance of Esplanade Theatre Studio, Level 4 of Esplanade Mall\*

\*This will be the meeting point for parents/guardians to drop off/pick up their child after registration and audition.

\*\*Our staff will guide and bring your child to the respective venues after they are dropped off at registration.

### Please take note of the following prior to attending the audition:

- Notify your child's ballet/dance school of his/her participation.
- It is not possible to reschedule your child's audition under any circumstances.
- **Ensure that you have received a registration confirmation email from Esplanade, which will include your child's audition number as well as their allocated registration and audition time.**
- Please arrive 5 minutes before the registration time. No latecomers will be admitted.
- Please arrive 5 minutes before the pick-up of your child.
- There is a chance that the audition may end early or run late. If it ends early, we will keep all the children from the same group together in the holding area until the pick-up time.
- Inform us by email at [dansfocus@esplanade.com](mailto:dansfocus@esplanade.com) at your earliest convenience if your child is no longer able to attend the audition.

### Audition Schedule

Age	Registration	Audition	Pick-up Time
7 years old	9am	9.50am – 11.10am	11.10am
8 years old	9.55am	10.40am – 12.05pm	12.05pm
9 years old	10.50am	11.35am – 1.00pm	1.00pm
10 years old	11.45am	12.30pm – 1.55pm	1.55pm
11 years old	1.20pm	2.05pm – 3.30pm	3.30pm
12 - 17 years old (Girls)	2.15pm	3pm – 4.25pm	4.25pm
12 - 17 years old (Boys)	3.10pm	3.55pm – 5.20pm	5.20pm

### What to bring/prepare

- Your child's Student ID card with the ID number that you have used for registration.
- Proper classical ballet training dance attire with soft shoes.
- Have their hair done prior to registration. Please refer to Appendix 1 for more detailed information.
- Dressing rooms will not be available, so please come prepared in the appropriate clothing for the audition.
- For girls ages 12 and above: soft shoes, and pointe shoes if you have trained on pointe for at least two years.
- Water bottle, jackets/warmers as the venues may be cold.
- Any other necessary items for your child.

### On audition day, 31 Oct 2024

- **Kindly arrive 5 minutes BEFORE your registration time.**
- The registration counter is located at the entrance to the Theatre Studio on Level 4 of Esplanade mall. Please refer to the way finding guide in Appendix 2 for directions.
- Present your child's Student ID to our staff at the registration counter.
- Get your child's audition number tag, and securely fasten it onto your child's dance attire. Safety Pins will be provided.

#### **Tips:**

- Number on the cloth tag must match the audition number of your child
  - Four corners should be securely pinned to your child's dance attire
  - Ensure that the number can be clearly seen
  - **Please make sure to return the cloth tag after the audition**
- Latecomers will not be admitted to the audition.
  - Parents/Guardians: Please note that there will be no waiting area at the audition venue as there will be many people present. We appreciate your cooperation in leaving the audition venue after registration.
  - Parents/ Guardians: Please note that you will not be able to watch the auditions.
  - Photography and filming are not permitted at the audition venue. Esplanade will arrange for a photographer and a videographer to film the auditions for the Company's publicity and record-keeping purposes.

### Pick-up of your children after the audition:

- Please come to the registration desk 5 mins BEFORE your child's pick-up time and notify our staff by informing us of your child's audition number.
- **Make sure to return the audition number cloth and safety pins to our staff.**
- Please ensure to have all of your belongings before you leave the venue.

### **Announcement of audition results**

- **Successful applicants will be notified via email by 31 Oct 2024, Thu, 11pm.**  
You may also check the *ALICE (in wonderland)* Open Call page at 12pm on 1 Nov 2024 for the announcement.
- **Successful applicants must reply to the email and confirm their participation BEFORE 3pm on 1 Nov 2024, Fri, before the first rehearsal starts.**
- Only successful applicants will be contacted.
- We are unable to answer any questions on the outcome of the audition.

## APPENDIX 1 (Attire Guide)

### Hair

Girls:

Neat and clean High Ballet Flat Bun (please use gel and hair spray)

Tutorial: <https://youtu.be/3yG7Hcozrf8>



Boys:

Hair should be neat.

### Audition Attire

Girls:

Ballet leotards with pink tights/socks and pink soft shoes

Age 10 or above: Any dark colour leotards, black preferred

\*No tutus/skirts allowed




Boys:

Fitted white shirt with black tights and soft shoes.



## APPENDIX 2 (WAYFINDING GUIDE)

### Getting to the Theatre Studio (From Esplanade Mall)




- If you arrive from the Esplanade Mall Entrance, this is how you can get to the Theatre Studio.
- Head towards the entrance and into Esplanade Mall.



- Proceed straight until you see the Level 1 lifts on your right.

## Getting to the Theatre Studio



- These are the Level 1 lifts. Take the lift to Level 4.




- At Level 4, head straight towards the Theatre Studio Foyer.
- **Registration** will be at the Entrance of the Theatre Studio.



## Getting to the Theatre Studio (From Basement 1 Tunnel)



- Head through the sliding doors at the end of the Esplanade Tunnel at Basement 1.



- Turn Left



## Getting to the Theatre Studio





- Head through the sliding doors




- You are at Basement 1. Head towards Lift A or Lift B to go straight to Level 2.
- Alternatively, you can take the Escalators to Level 2.

## Getting to the Theatre Studio



**From Lift A**



**From Lift B**

- Head straight once you exit the lift.
- Head towards the middle of the Esplanade Concourse.



- Head along this path straight past the shops.

## Getting to the Theatre Studio




- At the end of the path, turn left. Proceed straight.



- Turn left again and the lifts will be on your left.



## Getting to the Theatre Studio



- Take the lift to Level 4.



- At Level 4, head straight towards the Theatre Studio Foyer.
- **Registration** will be at the Entrance of the Theatre Studio.

**See you soon at the Audition.**