

Going for a performance at the Forecourt Garden


Before attending a performance

Wheelchair services

- Wheelchair loan service is provided. You may make a loan request at the Esplanade Box Office which is located at the Mezzanine Level.
- Alternatively, you may call our Customer Service hotline 6828 8377 before your visit to make arrangements for this service.

At the Forecourt Garden

Entrance



- This is the Forecourt Garden.

Accessible Toilets



- There are accessible toilets in the vicinity for your use. Look for this sign on the toilet door. You may approach any Esplanade staff or volunteer at the Forecourt Garden for assistance.

Stay comfortable



- As this is an unsheltered space, you may want to bring a hat or a water bottle to cool you down, or an umbrella in case it rains.


Getting to the Forecourt Garden

Getting to the Forecourt Garden

- There are two ways to get to the **Forecourt Garden**.
- You can get to the Forecourt Garden from either the **Esplanade Mall Entrance** or **Basement 1 Tunnel**. Click [here](#) for more information on getting to Esplanade and parking.

Getting to the Forecourt Garden from Esplanade Mall

Getting to the Forecourt Garden




- If you arrive from the Esplanade Mall Entrance, this is how you can get to the Forecourt Garden.
- Head towards the entrance and into Esplanade Mall.

Getting to the Forecourt Garden



- Proceed straight until you see the Level 1 lifts on your right.



- These are the Level 1 lifts. Take the lift to Level 2.

Getting to the Forecourt Garden



- Turn right once you exit the lift.

Getting to the Forecourt Garden



- Turn right again.
- Proceed past the escalators on your left.

Getting to the Forecourt Garden



- Proceed straight past the shop.

Getting to the Forecourt Garden



- Turn right.

Getting to the Forecourt Garden



- Proceed straight.

Getting to the Forecourt Garden



- Once you come to the end of the path, head towards the left or right side.
- Proceed towards either lift.

Getting to the Forecourt Garden



- You are on Level 2. Take the lift down to Level 1.



- Once you exit the lift, head towards the glass doors to exit.

Getting to the Forecourt Garden



- You are now at the Forecourt Garden.

Bag check by Security



- Our security staff will be conducting baggage checks before you enter the Forecourt Garden.



- If you need help, you can approach an Esplanade volunteer.
- You can also approach any Esplanade Customer Experience staff or ushers for assistance.

How to get to the Forecourt Garden from Basement 1 Tunnel

Getting to the Forecourt Garden




- Head through the sliding doors at the end of the Esplanade Tunnel at Basement 1.

Getting to the Forecourt Garden




- Turn left.

Getting to the Forecourt Garden




- Head through the sliding doors.

Getting to the Forecourt Garden



- You are at Basement 1. Head towards Lift A or Lift B to go straight to Level 1.

Getting to the Forecourt Garden



- Once you exit the lift, head towards the glass doors to exit.

Getting to the Forecourt Garden



- You are now at the Forecourt Garden.

Bag check by Security



- Our security staff will be conducting baggage checks before you enter the Forecourt Garden.



- If you need help, you can approach an Esplanade volunteer.
- You can also approach any Esplanade Customer Experience staff or ushers for assistance.

See you soon at Esplanade.

You can find out more about accessibility at
Esplanade on our [website](#).



Connect with us | www.esplanade.com   EsplanadeSG  EsplanadeSingapore
#esplanadesg #mydurian

Esplanade is a charity and not-for-profit organisation. Help us bring the joy and inspiration of the arts to different communities, including the underserved.