

Going for a performance at the DBS Foundation Outdoor Theatre


Before attending a performance

Wheelchair services

- Wheelchair loan service is provided. You may make a loan request at the Esplanade Box Office which is located at the Mezzanine Level.
- Alternatively, you may call our Customer Service hotline 6828 8377 before your visit to make arrangements for this service.

At the DBS Foundation Outdoor Theatre

Entrance



- This is the DBS Foundation Outdoor Theatre.

Accessible Toilets



- There are accessible toilets in the vicinity for your use. Look for this sign on the toilet door. You may approach any Esplanade staff at the DBS Foundation Outdoor Theatre for assistance.

Stay comfortable



- As this is an outdoor space, you may want to bring a hat or a water bottle to cool you down.


Getting to the DBS Foundation Outdoor Theatre

Getting to the DBS Foundation Outdoor Theatre

- There are two ways to get to the DBS Foundation Outdoor Theatre.
- You can get to the DBS Foundation Outdoor Theatre from either the **Esplanade Mall Entrance** or **Basement 1 Tunnel**.
Click [here](#) for more information on getting to Esplanade and parking.

**Getting to the
DBS Foundation
Outdoor Theatre
from the Esplanade Mall
entrance**

Getting to the DBS Foundation Outdoor Theatre



- If you arrive from the Esplanade Mall entrance, this is how you can get to the DBS Foundation Outdoor Theatre.
- Head towards the entrance and into Esplanade Mall.

Getting to the DBS Foundation Outdoor Theatre



- Proceed straight until you see the Esplanade Mall exit (next to Harry's)

Getting to the DBS Foundation Outdoor Theatre



- Once you reach the exit, proceed out of the building

Getting to the DBS Foundation Outdoor Theatre



- Proceed straight and you will arrive at the DBS Foundation Outdoor Theatre.

Getting to the DBS Foundation Outdoor Theatre



- You are now at the DBS Foundation Outdoor Theatre.
- Head towards the left or right side of the venue to find a seat.

Getting to the DBS Foundation Outdoor Theatre



Left Side



Right Side

- Wheelchair users may head down the access ramp on either side of the venue.

Getting to the DBS Foundation Outdoor Theatre



Left Side



Right Side

- These are the designated locations for wheelchair users.



- If you need help, you can approach an Esplanade volunteer.
- You can also approach any Esplanade Customer Experience staff or ushers for assistance.


How to get to the DBS Foundation Outdoor Theatre from Basement 1 Tunnel

Getting to the DBS Foundation Outdoor Theatre



- Head through the sliding doors at the end of the Esplanade Tunnel at Basement 1.

Getting to the DBS Foundation Outdoor Theatre




- Turn left.

Getting to the DBS Foundation Outdoor Theatre



- Head through the sliding doors.

Getting to the DBS Foundation Outdoor Theatre



- You are at Basement 1. Head towards Lift A or Lift B to go to Level 1.

Getting to the DBS Foundation Outdoor Theatre




From Lift A



From Lift B

- Head straight once you exit the lift.
- Head towards the middle of the Esplanade Concourse.

Getting to the DBS Foundation Outdoor Theatre



- Head along this path straight past the shops.

Getting to the DBS Foundation Outdoor Theatre




- At the end of the path, turn left. Proceed straight.

Getting to the DBS Foundation Outdoor Theatre



- Turn left again and the lifts will be on your left.

Getting to the DBS Foundation Outdoor Theatre



- Take the lift down to Level 1.

Getting to the DBS Foundation Outdoor Theatre



- After exiting the lift at Level 1, turn right and head for the Esplanade Mall exit.

Getting to the DBS Foundation Outdoor Theatre



- Once you reach the exit, proceed out of the building

Getting to the DBS Foundation Outdoor Theatre



- Proceed straight and you will arrive at the DBS Foundation Outdoor Theatre..

Getting to the DBS Foundation Outdoor Theatre



- You are now at the DBS Foundation Outdoor Theatre.
- Head towards the left or right side of the venue to find a seat.

Getting to the DBS Foundation Outdoor Theatre



Left Side



Right Side

- Wheelchair users may head down the access ramp on either side of the venue.

Getting to the DBS Foundation Outdoor Theatre



Left Side



Right Side

- These are the designated locations for wheelchair users.



- If you need help, you can approach an Esplanade volunteer.
- You can also approach any Esplanade Customer Experience staff or ushers for assistance.

See you soon at Esplanade.

You can find out more about accessibility at
Esplanade on our [website](#).



Connect with us | www.esplanade.com   EsplanadeSG  EsplanadeSingapore
#esplanadesg #mydurian

Esplanade is a charity and not-for-profit organisation. Help us bring the joy and inspiration of the arts to different communities, including the underserved.